

AMBULATORY HYSTEROSCOPY – CREATING CERTAINTY



The solution for diagnostics and treatment in an ambulatory setting

Narrow-lumen hysteroscopes enable procedures to be performed outside the OR without anesthesia or dilation of the cervix. With the help of 5 Fr. instruments, the immediate treatment of abnormalities in the uterine cavity is often possible.








- Less trauma for the patient and higher patient satisfaction*
- Compact, all-in-one imaging system with full HD quality
- Cost-effective pump for constant maintenance of the cavity
- Outsourcing diagnostic services and minor hysteroscopic procedures to the clinical outpatient setting extends the capacity of the OR

*<https://www.fvvo.be/assets/725/FVWinObGyn-10-115.pdf>

AMBULATORY HYSTEROSCOPY – CREATING CERTAINTY

Especially suitable for use in gynecological office settings and outpatient departments or IVF centers

Hysteroscopes			
CAMPO TROPHYSCOPE®		BETTOCCHI® Hysteroscope	
26008BAC	CAMPO TROPHYSCOPE® , HOPKINS® Telescope 30°, diameter 2.9 mm	26008BA	HOPKINS® Forward-Oblique Telescope 30° , diameter 2 mm
26152DA	Continuous-Flow Examination Sheath , size 3.7 mm	26152BIK	BETTOCCHI® Inner Sheath , size 3.6 mm
26152DB	Continuous-Flow Operating Sheath , size 4.4 mm	26152BOK	BETTOCCHI® Outer Sheath , size 4.2 mm

5 Fr. Instruments (Selection of 5 Fr. operating instruments for use with CAMPO TROPHYSCOPE® and BETTOCCHI® Hysteroscope)		
	26159UHW	Biopsy and Grasping Forceps , semirigid, double action jaws, 5 Fr., length 34 cm
	26159SHW	Scissors , semirigid, pointed, single action jaws, 5 Fr., length 34 cm
	26159DS	DI SPIEZIO SARDO Grasping Forceps , semirigid, double action jaws, 5 Fr., length 34 cm
	26159HS	HESSELING and DI SPIEZIO SARDO Tenaculum Grasping Forceps with Spike , semirigid, double action jaws, 5 Fr., length 34 cm
	26159G	BETTOCCHI® and DI SPIEZIO SARDO Palpation Probe , semirigid, scaled, 5 Fr., length 34 cm
	26159BE	Bipolar Dissection Electrode , semirigid, 5 Fr., length 42 cm
	26159GC	GORDTS/CAMPO Bipolar Ball Electrode , semirigid, 5 Fr., length 42 cm

Camera System	
TP101	TELE PACK+
TH110	IMAGE1 STM HX One-Chip FULL HD Camera Head
495NTA	Fiber Optic Light Cable , diameter 2.5 mm, length 230 cm

Pump System	
UP210	ENDOMAT® SELECT
UP602	Hysteroscopy Software
031523-10	Tubing Set, irrigation

Mobile Stand	
UG803	Subrack
UG811	Top Cover Monitor Holder
UG854	Stainless Steel Tube
UG857	Monitor Module
UG860	Drawer, narrow

For direct contact email us at gyn@karlstorz.com

It is recommended to check the suitability of the product for the intended procedure prior to use. Please note that the described products in this medium may not be available yet in all countries due to different regulatory requirements.

STORZ
KARL STORZ – ENDOSKOPE
THE DIAMOND STANDARD

KARL STORZ SE & Co. KG
Dr.-Karl-Storz-Straße 34, 78532 Tuttlingen/Germany
Postbox 230, 78503 Tuttlingen/Germany
Phone: +49 7461 708-0
Fax: +49 7461 708-105
E-Mail: info@karlstorz.com

www.karlstorz.com

